

 **BLAUPUNKT**



Enjoy it.

POWER TOOLS
2019

 **BLAUPUNKT**

Let Blaupunkt fascinate you.

A symbol of quality
becomes a brand.

Experience the
innovations of our
Tools portfolio.

GERMAN QUALITY

As was introduced with the corporate values from 1923, still today we strive to meet the same expectations that represent what products made in Germany meant to the consumer then as well.

At each opportunity the expertise of German engineering and production standards, quality control levels and technical developments, as well as the guidelines from the German industry norms and specifications are implemented to the production of the products.

This knowledge and experience is evident in each Blaupunkt item today and offers consumers a higher standard of living and working environments each and every day. Together, this level of quality and the renowned functional design of products, it is clear that Blaupunkt offers comprehensive solutions now, as it did then as well.



DEPENDABILITY

Materials and components are thoroughly tested prior to any fabrication of the items. Not only for their quality in performance and function, but also to ensure they are acceptable as environmentally suitable for the productions.

The complete production process is monitored to ensure materials not only meet, but also exceed the expectations of consumers and for the environment as well.

ACCOUNTABILITY

At Blaupunkt we take pride in the tradition of the original production guidelines and standards set from the start.

The reputation built over decades is what also drives us to carry on these traditions and strive to outperform the expectations of the consumers. This is achieved not only with superior performance of the product itself, but also the knowing that the most current environmentally friendly production methods were implemented in bring the product to the market.



RESPONSIBLE PRODUCTION TODAY, BASED ON FOUNDATIONS INSTILLED SINCE 1924.

At Blaupunkt, sustainability and innovation have always been the main drivers during the development of products.

Especially with today's emphasis on the environment, and the protection and preservation of our natural resources for future generations, we are proud to carry forward this tradition of producing high quality items for the modern world.



Enjoy it.

DNA SYSTEM



EASY DNA POWER

With the BLAUPUNKT 18V Li-Ion DNA Battery system, you can be assured to be able to use the right combination of tools that you need and the ease of them all working on a single changeable battery!

Our DNA system use Pro-Grade Lithium Ion batteries for ensured maximum performance. Each cell in the DNA pack is tested individually during the production and monitored during use with our integrated DNA electronic control.

Always giving you the best long lasting performance, and when you need it!

	AKA 754001	AKA 754002
DEVICE	Akku	Akku
TENSION	18 V/2,0 Ah	18 V/4,0 Ah
SYSTEM	Li-Ion Slidepack	Li-Ion Slidepack
WEIGHT	0,4 kg	0,6 kg



EXPANDING DYNAMIC NETWORK

The expanding DyNamic Application system – BLAUPUNKT DNA – range which already includes almost 30 individual tools, gives you the flexibility to choose the tools that are right for you for the job at hand.

As expected the range is also evolving and expanding to include other unique tools to suit your needs.

This will offer a complete all round range of tools all based on the single DNA battery platform which mean also more flexibility for you!

We know also that the job doesn't end in the workshop so we have also added a range of Garden care products powered with the same BLAUPUNKT DNA!

The range has all the tools you need to get started in the garden and expanding as well to take care of all the jobs that need getting done.

BP4B | BP2B | BP1.5B Rechargeable Battery

FEATURES

Work with any power tool from the DNA System. Use this on your circular saws, reciprocating saws, blower, and more.



4-5 hr



60 min

BP-4B | 18V Rechargeable battery 4.0 Ah

BP-4B | 18V Rechargeable battery 4.0 Ah

BP-1.5B | 18V Rechargeable battery 1.5 Ah



BP38 | BP24 Charger

FEATURES

BP24B **Fast Charger** | 2.4 Ah



2 Ah



4 Ah

- 2Ah Battery Full Charge Cycle: 1hr
- 4Ah Battery Full Charge Cycle: 2hrs
- Charge Indicator Lights
- UL / CE / BC Energy Star Compliant



BP38 **Standard Charger** | 0.38 A



2 Ah



4 Ah

- 2Ah Battery Full Charge Cycle: 4-5hrs
- 4Ah Battery Full Charge Cycle: 8-10hrs
- Charge Indicator Lights
- Meets UL / CE / BC Energy Star requirements



3
Years
WARRANTY



DNA 18V

BP6310A Cordless Drill/Driver



FEATURES

- 13mm Chuck
- 2 Speed Gearbox 0-400/0-2.000rpm
- 20+1 Clutch Settings
- Integrated LED Tasklight
- Electric Motor Break
- Max Torque 42Nm
- Max Drilling - 25mm Wood, 10mm Metal
- Forward and Reverse Settings
- Belt Clip

BP6310A | **COMPLETE SET**



Device, 1x



Battery, 1x



Charger, 1x



Suitcase, 1x

BP6310A BTO | **BASIC UNIT WITHOUT ACCESSORIES**



Device, 1x

BP6286C | **Cordless Brushless Combi-Drill**



FEATURES

- Professional Brushless Motor
- 13mm Jacobs Chuck
- 2 Speed Gearbox 0-600/0-2000 1rpm
- Impact Rate 0-10,800/0-36,000ipm
- 20+1+1 Clutch Settings
- Integrated LED Tasklight
- Electric Motor Break
- Max Torque 42Nm
- Max Drilling - 25mm Wood, 10mm Metal, 10mm Masonry
- Forward and Reverse Settings
- Belt Clip



BP6286C | **COMPLETE SET**



Device, 1x



Battery, 1x



Charger, 1x



Suitcase, 1x

- 2.0 Ah Li-Ionen-Akku
- Fast Charger

BP6286C BTO | **BASIC UNIT WITHOUT ACCESSORIES**

NOT INCLUDED



Device, 1x



Battery



Charger

3
Years

WARRANTY



BP6310C Cordless Combi-Drill

FEATURES

- 13mm Chuck
- 2 Speed Gearbox
0-400/0-2.000rpm
- Impact Rate
0-7920/0-29700ipm
- 20+1+1
Clutch Settings
- Integrated LED Tasklight
- Electric Motor Break
- Max Torque 38Nm
- Max Drilling -
25mm Wood, 10mm Metal
- Forward and Reverse Settings
- Belt Clip



13mm



38Nm



LED



10mm



25mm



DNA 18V

BP6310C | COMPLETE SET



Device, 1x



Battery, 1x



Charger, 1x



Suitcase, 1x

BP6310C BTO | BASIC UNIT WITHOUT ACCESSORIES

NOT INCLUDED



Device, 1x



Battery



Charger

BP5171 Cordless Air Pump



FEATURES

- Max Operating Pressure 8bar/115psi
- Max Flow Rate 12l/min
- Pressure Gauge
- Quick and Effortless Inflating of Car and Motorcycle Tyres, Sports Balls and more
- Air flow rate: 14L/min

Included Equipment:

- Presta Valve Adapter
- Standard Bike Tyre Adapter
- Sports Ball Adapter
- Universal Adapter
- 50cm Extension Hose for Cars

DNA 18V

BP5171BTO | BASIC UNIT WITHOUT ACCESSORIES

NOT INCLUDED



Battery Charger



BP5122 OSCILLATING MULTI-TOOL

FEATURES

- LED worklight
- 3.2° Oscillating angle
- Variable speed 8000-18000/min
- Tool-less blade change

Accessories:

- 1 x Delta plate
- 1 x blade adaptor
- 1 x Scraper
- 1 x 3-1/2" Wood blade
- 1x 1-1/4" Plunge wood blade
- 3 x Sand paper

DNA 18V

BP5122BTO | BASIC UNIT WITHOUT ACCESSORIES

NOT INCLUDED



Battery Charger



8000
18000

LED



3
Years
WARRANTY



BP5385 Cordless Circular Saw

FEATURES

- 165mm Diameter Saw Blade
- No Load Speed 3.800 rpm
- Steel Base Plate
- Plastic Upper and Lower Guard
- Two Point Safety Switch
- 0-50° Angle Settings
- Precise Cutting Depth Adjustment
- Max Cutting Depth at 45°: 40mm
- Max Cutting Depth at 90°: 54mm
- Dust Vacuum Connection
- Electric Motor Break
- Spindle Lock



1 X ø165mm



BP5972 Cordless Angle Grinder

FEATURES

- No Load Speed 10000rpm
- 115mm Blade Ø (4.5")
- Quick Blade Change
- 2 Position Anti-Vibration Handle with Wrench Storage
- Tool Free Blade Guard Adjustment
- 2 Point Safety Switch
- Includes 1x Multi Disc



DNA 18V



ø115mm



10000rpm

BP5972BTO | **BASIC UNIT
WITHOUT ACCESSORIES**

NOT INCLUDED



Battery Charger

3
Years

WARRANTY



DNA 18V

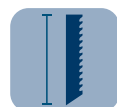
BP5242K Cordless Jigsaw

FEATURES

- 3 Setting Pendulum Jigsaw
- Adjustable Speed 0-2800 rpm
- Tool Free Blade Change
- Dust Extraction Blower
- Stroke Length 20mm
- Max Cutting Depth in Wood: 80mm
- 0-45° Cutting Angle Settings
- Steel Base Plate
- 2 Point Safety Switch
- Integrated LED Tasklight
- Includes 1x Wood Saw Blade



45°



100mm



0-2800rpm



BP5218 Cordless Reciprocating Saw

FEATURES

- Adjustable Speed 0-3000rpm
- 25.4mm Stroke
- Ultra-Lightweight Construction
- Electric Motor Break
- Tool Free Blade Change
- Tool Free Base Plate Adjustment
- Includes 1x Wood Saw Blade



0-3000rpm



25.4mm



DNA 18V

BP5171BTO | **BASIC UNIT
WITHOUT ACCESSORIES**

NOT INCLUDED



Battery Charger



3
Years
WARRANTY



BPSET1 Combo 1



Battery, 2x



Charger, 1x



FEATURES



- Cordless Drill/Driver
- Cordless USB Charger
- 2 x 18 V 2.0 Ah Rechargeable battery
- 0.38 A Standard Charger

(BP6310A BTO)
(BP109 BTO)
(BP2B)
(BP38)

3 Years
WARRANTY



BP STARTER SET 2C **Combo 2C**



Battery, 2x



Charger, 1x

FEATURES

- Standard Drill (BP 6310A BTO)
- Jigsaw (BP 5242K)
- 2 x 2.0 Ah Battery (BP 2B)
- Fast Charger (BP 24)
- Tote Bag



DNA 18V



BPSET3 Combo 3



Battery, 2x



Charger, 1x

FEATURES

- Standard Drill (BP 6310A BTO)
- Jigsaw (BP 5242K)
- 2 x 2.0 Ah Battery (BP 2B)
- Standard Charger (BP38)
- Tote Bag





DNA SYSTEM

BEAUPUNKT
established
1924
GERMANY



DNA SYSTEM
GARDEN TOOLS

BP5504 BTO | Cordless Leaf Blower

NOT INCLUDED
 
 Battery Charger



FEATURES



- 200-220 km/h Blower
- Airflow Rate 180 m³/h
- Removeable Blower Tube
- Comfort Grip

DNA 18V



BP5506 BTO | Cordless Pole Chainsaw Hedge Trimmer

NOT INCLUDED
 
 Battery Charger

 
 2100spm 42cm

FEATURES

- 1.8m - 2.8m Extendable Shaft
- Two Point Safety Switch
- Comfort Grip
- Shoulder Strap

DNA 18V



Hedge Trimmer

- 43cm Cutting Area
- 1.6cm Max Cutting Thickness
- Max Blade Speed 2100spm
- Adjustable Cutting Head:
- 75°, 60°, 45°, 30°, 0°, -15°, -30°, -45°, -60°


Pole Chainsaw

- 20cm Blade Length
- 15cm Max Cutting Diameter
- 5m/s Chain Speed
- Automatic Chain Lubrication
- Blade Protector





BP5501 / BP5501 BTO Cordless Grass Trimmer



FEATURES

- No Load Speed 7,200rpm
- 25-30cm Adjustable Cutting Width
- 90° Rotating Cutting Head for Edge Cutting
- Integrated Edging Wheel
- 1.65mm Line Diameter
- Automatic Line Feed
- Telescopic Shaft Range 0-30cm and Adjustable Support Handle
- Flower Guard

DNA 18V

BP5501 | COMPLETE SET



Device, 1x



Battery, 1x



Charger, 1x

- 18 V L2.0Ah Rechargeable battery (BP-2B)
- 0.38 A Standard Charger (BP38)

BP5501 BTO | BASIC UNIT WITHOUT ACCESSORIES



Device, 1x

* NOT INCLUDED



Battery



Charger



BP8111 Cordless Lawnmower

FEATURES

- Cutting Length: 330mm
- No-load Speed: 3000r/min
- Grass bag volume: 30L
- Cutting Height:
5 levels (25-75mm)

DNA 18V



BP5502 BTO Cordless Hedge Trimmer



FEATURES




- 56cm Cutting Area
- 1.9cm Stroke
- Blade Speed 2100spm
- No-load Speed 1050rpm
- Braking Time < 1s
- Two Point Safety Switch
- Dual Action Blades

NOT INCLUDED



DNA 18V





WARRANTY

CD2000 Cordless Screwdriver

FEATURES

- DC3.6V 1300mah
- Forward/Reverse
- LED work light
- LED battery indicator
- LED rotation direction indicator
- No load speed:250rpm
- Battery type: Lithium-Ion
- Micro USB charging system
- 1pc charging line
- 1pc magnetic bit holder
- 1pc flexible bit
- 30 pcs 25mm bits
- Tool bag



GG2000 12W Glue Gun with Fast Heat

FEATURES

- Voltage: 3.7 V
- Power: 12 W
- Preheat time: 15 seconds
- Flow of glue: 2.4g per minute
- Glue stick D.M.: Dia7mmX150mm
- Battery capacity:1500mAh
- Charger time: 2h
- Running time:25 mins





CD3000 Cordless Compact Drill

FEATURES

- No-load speed: 0-350/0-1300rpm
- Max. chuck size 10mm double sleeve chuck
- Mechanical 2-speed
- 1 bearings and 1 shaft sleeve
- Forwarding reversing and variable speed function



3 Years
WARRANTY



MX6000 Cordless Grass and Hedge Trimmer

FEATURES

- Built-In 1500mAh Li-Ion Battery
- Hedge Blade with 15cm Cutting Area
- Grass Shear with 10cm Cutting Area
- Tool Free Blade Change
- Up to 80 Mins Operating Time
- 3-5hrs Charge Time



Litium
7.2V



0.75kg



2X



MX6000T Telescopic Handle

- Sold separately

CORDED POWER TOOLS



CORDED POWER TOOLS

MS6000

Mitre Saw with laser guide

FEATURES

- Power: 1300W
- Voltage/Frequency: 230V-240V~50Hz
- No load speed: 4500 RPM
- Blade diameter: 210mm
- 2m Power Cord

Accessories:

- 1 x dust bag
- 1 x clamp set
- 2 x extended rod
- 1 x spanner
- 1 x set carry handle



4500 RPM



210mm



Laser Guide



MSD6000

Mitre Saw Disc



CM7000 Mitre Saw

FEATURES

- Voltage/Frequency: 230V/50Hz
- Power: S1:1800 / S6:2200W
- No-load speed:5000r/min
- Blade diameter:210mm
*25.4mm*24T
cutting capacity:
0° x0° : 300x65 mm
0° x45°: 300x38 mm
45°x0° : 200x38 mm
45°x45°: 200x65 mm

Accessories:

- 2pcs wrenches (M6 Hex wrench and M13 Socket wrench)
- 1pc Dust Bag
- 1pc Clamping Block Components
- 2pcs Wings (Left and Right)
- 1 pair of carbon brush



3
Years

WARRANTY



CM4000 Mitre Saw

FEATURES

- Voltage/Frequency:
230V/50Hz
- Power:1400W
- No-load speed: 5200r/min
- Blade diameter:
210*25.4mm*24T

Accessories:

- 1pc M6 Hex wrench
- 1pc Dust Bag
- 1 pair of carbon brush



CORDED POWER TOOLS

HD6000 | 850W Hammer Drill

FEATURES

- Rated voltage: 230V/50Hz
- Input Power: 850W
- No Load Speed: 0-2800/min
- Max Chuck Size : 13mm
- Concrete:13mm
- Steel:10mm
- Wood:25mm
- 2m cable with VDE plug.



BP10106 | 710W Hammer Drill

FEATURES

- Rated voltage:230V/50Hz
 - Input Power:710W
 - No load speed:0-3000/min
 - Drilling Diameter:
 - Concrete:13mm
 - Steel:10mm
 - Wood:25mm
 - 2m cable with VDE plug.
- Accessories:
- 3pcs steel drill bits 5/6/8
 - 3pcs concrete drill bits 5/6/8
 - 1pc wood flat drill bit 16*150mm
 - 5pcs wood hole maker: 19/22/28/32/38



HD7000 | **850W** Hammer Drill

FEATURES

- Rated voltage:230V/50Hz
- Input Power:850W
- No load speed:0-3000/min
- Drilling Diameter:
- Concrete:13mm
- Steel:10mm
- Wood:25mm
- 2m cable with VDE plug.



BP2203 | **750W** Hammer Drill

FEATURES

- 750W Motor
- 13mm Metal Chuck
- 0-2800rpm No Load Speed
- 0-43200ipm Impact Rate
- Max Drilling 25mm Wood, 13mm Metal and 10mm Masonry
- Forward and Reverse
- Safety Switch
- Secondary Handle
- 1.8m Cable with 3 Pin BS Plug



RH1200 SDS ROTARY HAMMER

FEATURES

- Rated voltage: 230V/50Hz
- Input Power: 1200W
- No load speed: 800/min
- Impact rate: 4000/min
- Impact Energy: 4J
- Chuck: SDS PLUS
- Function: 3

Drilling Diameter

- Concrete: 28mm
- Steel: 13mm
- Wood: 40mm
- 2m cable with VDE plug



RH1500 SDS ROTARY HAMMER

FEATURES

- Rated voltage: 230V/50Hz
- Input Power: 1500W
- No load speed: 0-800/min
- Impact rate: 0-4000/min
- Impact Energy: 0-5J
- Chuck: SDS PLUS
- Function: 3

Drilling Diameter

- Concrete: 32mm
- Steel: 13mm
- Wood: 40mm
- 2m cable with VDE plug



RH1350 SDS ROTARY HAMMER

FEATURES

- Rated voltage: 230V/50Hz
- Input Power: 1350W
- No load speed: 300-600/min
- Impact rate: 1950-3900/min
- Impact Energy: 2-8J
- Chuck: SDS MAX
- Function: 3

Drilling Diameter

- Concrete: 40mm
- 2m cable with VDE plug
- Black BMC with color sleeve packed



RH1600 SDS ROTARY HAMMER

FEATURES

- Rated voltage: 230V/50Hz
- Input Power: 1500/1600W
- No load speed: 0-800/min
- Impact rate: 0-4000/min
- Impact Energy: 0-6J
- Chuck: SDS PLUS
- Function: 4

Drilling Diameter

- Concrete: 32mm
- Steel: 13mm
- Wood: 40mm
- 2m cable with VDE plug
- Black BMC with color sleeve packed



CORDED POWER TOOLS



RT3000 Rotary Tool



FEATURES

- Voltage 230 - 240V
- With Power Light
- With a soft shaft to user hold comfortably
- Frequency 50Hz
- Input Power 135W
- No Load Speed 8.000 - 33.000rpm
- Max Collets Size $\text{Ø}3,2\text{mm}$
- 1,8m PVC Cable with VDE Plug
- With Spinde Lock



42 Accessories

3 Years
WARRANTY



BP2000E Hot **Air Gun**

CORDED POWER TOOLS

FEATURES


- 2 Temperatures 450°C/600°C
- Airflow Rate 300/500 L/min
- 1.8m VDE-Cable



450°C
/
600°C



300L/min
/
500L/min





BP3035 **Angle Grinder**

FEATURES

- Rated power:
230V/50Hz, 1200W
- Ø125mm Cutting Disc
- Variable speed
8000-18000/min
- **Accessories:**
1x 125mm grinding wheel,
1x of side handle,
1x wrench,
1 pair carbon brush



12000rpm



Ø125mm



1200W



BP3037 **Polisher**

FEATURES

- Rated power: 230V / 50HZ 1200W
- Ø 180mm Wheel
- Variable speed with constant power
- 3m cable



Ø180mm



1200W

Accessories:

- 1x 180mm backing pad
- 1x180mm polishing bonner
- 1x side handle
- 1 pair carbon brush



BP3590 Circular Saw

FEATURES

- 1400W Motor
- 185mm Cutting Blade
- 5400rpm No Load Speed
- Steel Base Plate
- Aluminium Upper
- Protective Cover
- 0- 50° Angle Adjustment
- Precise Cutting Depth Adjustment:
 - Max Cutting at 45°: 46mm
 - Max Cutting at 90°: 63.5mm
- Dust Vacuum Connection
- Spindle Lock
- 1.8m Cable with 3 Pin BS Plug



1400W



5400RPM



1 X ø185mm



BP2913LK Jig Saw



800W



800 -
3000spm



45°



165mm

FEATURES

- 800W Motor
- 4 Setting Pendulum Action
- Regelbare Drehzahl 800-3000rpm
- Quick Release Blade
- Dust Extraction Blower
- 20mm Stroke
- Cutting Depth In Wood: 80mm
- Cutting Depth in Steel: 8mm
- Cutting Depth in Plastic: 12mm
- 0-45° Bevel Cut
- Steel base Plate
- 2 Point Safety Switch
- Laser Guide
- 1.8m Cable with 3 Pin BS Plug



MS2000 Detail Sander

FEATURES

- 230V/50Hz
- Input power: 230W
- No-load speed 12000rpm
- Pad size dia. 140x140x100mm
- Oscillating circuit dia. 2mm
- Velcro sanding paper installation function
- VDE plug, 2m cable (BS adapter supplied by SKN for UK)

Accessories:

- 1x dust bag
- 12x sanding paper (2X 60 grit,
- 4X 80 grit, 2X 100 grit,
- 2X 120 grit, 2X180 grit)



140x140x100mm



OS3000 Orbital Sander

FEATURES

- Voltage 230V / 50HZ
- Input power: 300W
- No-load speed: 12000rpm
- Pad size diameter 125mm
- Oscillating circuit diameter 2mm
- Plug: 2m cable (BS adapter supplied by SKN for UK)

Accessories:

- 1x dust bag
- 12x sanding paper (2X 60 grit,
- 4X 80 grit, 2X 100 grit,
- 2X 120 grit, 2X180 grit)



Ø 125mm



OS5000 Orbital Sander

FEATURES

- Voltage 230V / 50HZ
- Input power: 300W
- No-load speed: 4000-12000rpm
- Pad size diameter 125mm
- Oscillating circuit diameter 4mm
- Velcro sanding paper installation function
- Dust collecting+speed control dial function
- VED plug+ 2m cable (BS adapter supplied by SKN for UK)
- **Accessories:** 1x dust bag, 12x sanding paper (2X 60 grit, 4X 80 grit, 2X 100 grit, 2X 120 grit, 2X180 grit)





PG3000 Paint Gun

FEATURES

- 230V 50Hz
- Motor: 450 W
- Paint Container: 800ml
- Max Flow: 750 ml/min
- Max Viscosity: 70din/sec
- 3m Power cord



70din / sec



Ø2.6mm



750ml / min



3
Years
WARRANTY



PG4000 Paint Gun

FEATURES

- 230V 50Hz
- Motor: 600 W
- Paint Container: 120ml
- Max Flow: 0-1200 ml/min
- Max Viscosity: 100din/sec
- 3m Power cord



100 din / sec



Ø2.6mm



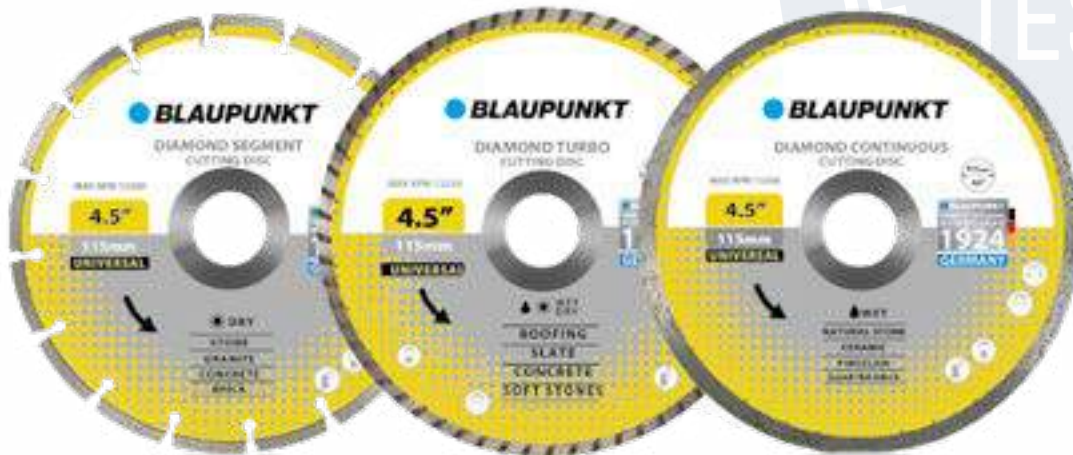
0-1200ml/min

CORDED POWER TOOLS

CONSUMABLES POWER TOOLS



CONSUMABLES



BP-CW-SS5125
Diamond Cutting Disc Pack3



FEATURES

- | | | |
|---|---|--|
| <p>Segment Diamond Cutting</p> <ul style="list-style-type: none"> • Dry cutting. • Ø 4,5" | <p>Turbo Diamond Cutting</p> <ul style="list-style-type: none"> • Dry and wet cutting. • Ø 4,5" | <p>Continuous Diamond Cutting</p> <ul style="list-style-type: none"> • Wet cutting. • Ø 4,5" |
|---|---|--|



BP-CW-SS4115 | BP-CW-SS5125
Zirconia Flap Disc for Stainless Steel

FEATURES

- Ø 4,5" - BP-CW-SS4115
- Ø 5" - BP-CW-SS5115
- For stainless steel
- ZA#80
- Max speed: 80 M/S
- Max rpm: 13300



**10
PACK**



BP-CW-MSS4115 | BP-CW-SSS5125
Cutting Disc for Metal and Stainless Steel



FEATURES

- Ø 4,5" - BP-CW-MSS4115
- Ø 5" - BP-CW-SSS5125
- Cutting Disc for metal and stainless steel
- Thickness: 1mm
- 80 m/s
- Max rpm: 13300



BP-CW-S4115 | BP-CW-S5125
Cutting Disc for Steel



FEATURES

- Ø 4,5" - BP-CW-S4115
- Ø 5" - BP-CW-S5125
- Cutting Disc for metal
- 80 m/s
- Thickness: 3mm
- Max rpm: 13300



WP400 Water Pump

FEATURES

- 230V - 50Hz
- 400W
- Aluminium Motor
- max. pump rate: 8000l/h
- max. Height: 5.5m
- max. Depth: 7m
- IPX8
- max. Grain size 25mm
- max. Water temperature: 35°C
- length of rubber cable: 10m
- (HO5RN-F 3x0.75mm²)
- dia. of pipe 1", 1/4, 1-1/2"



35°



8000 l/h



5.5 m



7 m



25 mm



WP750 Water Pump

FEATURES

- 230V - 50Hz
- 750W
- Aluminium Motor
- max. pump rate: 14000l/h
- max. Height: 7.5m
- max. Depth: 7m
- IPX8
- max. Grain size 35mm
- max. Water temperature: 35°C
- length of rubber cable: 10m
- (HO5RN-F 3x0.75mm²)
- dia. of pipe 1", 1/4, 1-1/2"



35°



14000 l/h



7.5 m



7 m



35 mm



BLAUPUNKT

SCHMUTZWASSERPUMPE SUBMERSIBLE DIRTY WATER PUMP

Enjoy it.



MAX
35°



FLOW
20000 l/h



HEAD
HEIGHT
9 m



SUCTION
DEPTH
7 m



GRAIN
SIZE
35 mm

WP1000 Water Pump

FEATURES

- 230V - 50Hz
- 1000W
- Aluminium Motor
- max. pump rate: 20000l/h
- max. Height: 9m
- max. Depth: 7m
- IPX8
- max. Grain size 35mm
- length of rubber cable: 10m
- (HO7RN-F 3x0.75mm²)
- dia. of pipe 1", 1/4, 1-1/2"



MAX35°



20000 l/h



9 m



7 m



35 mm



GARDEN TOOLS




CS3000 | 2200W Chain Saw 16" 40 cm SDS

FEATURES

- 2.2KW AC Electric Motor
- 40cm Bar and Chain
- Automatic Chain Break
- SDS Tool Free Tensioning System
- Metal Gears
- Safety Cut Off
- 2 Step Safety Switch



SPARE-CS3000-CHAIN Replacement Chain for CS3000 Chainsaw



3
Years
WARRANTY



CS4000 | 2400W Chain Saw 18" 45 cm SDS

FEATURES

- 12A Motor
- 18-Inch Chain
- Overload Protection
- SDS System
- Tool-Free Chain Tensioning
- Lightweight 10 lb Design
- Three-Year Warranty



SPARE-CS4000-CHAIN Replacement Chain for CS4000 Chainsaw



GX1000 1000W Lawnmower

FEATURES

- 1000W Motor
- 3400rpm No Load Speed
- 32cm Blade
- 3 Height Settings from 20 - 60mm
- 30L Grass Collector
- Ergonomically Shaped, Padded Handle with 2 Point Safety Switch for Safe and Fatigue Free Working
- Folding Handle for Easy Storage
- Carry Handle
- Precise Mowing Along Walls and Edges
- 10M Cable with BS Plug



1000W



3400rpm



30L



ø32cm



20-60mm



GX4000 1300W Lawnmower

FEATURES

- Quality 1300w 3600rpm AC Electric Motor
- 33cm Cutting Diameter
- 5 Cutting Height Adjustments
- 35L Grass Collection Bag
- Soft Grip Handle and Bar Style Power Control



FIVE HEIGHT SETTINGS



COMFORT GRIP

BAR CONTROL



GX7000 1800W Lawnmower

FEATURES

- 1800W Motor
- 3400rpm No Load Speed
- 42cm Blade
- 6 Cutting Heights from 25 - 75mm
- 50L Grass Collector bag with Full Indicator Flap
- Ergonomically Shaped, Padded Handle with 2 Point Safety Switch for Safe and Fatigue Free Working
- Quick Release Folding Handle for Compact Storage
- Carry Handle
- Precise Mowing Along Walls and Edges
- 10M Cable with BS Plug



RM3000 | RM5000 28V Robotic Lawnmower

FEATURES



3100rpm



20-60mm



ø18cm



35%



RM3000
300m²



RM5000
800m²



GT1000 Grass Trimmer

FEATURES

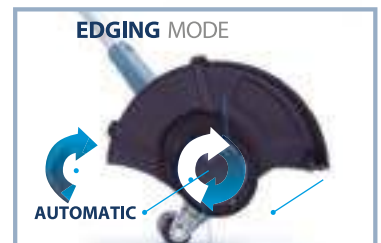


- 250W Motor
- 13000rpm No Load Speed
- 23cm Cutting Width
- 1.2mm Cutting Line
- Semi-Automatic Line Feed
- Secondary Hand grip
- 0.35m Cable with BS Plug



GT4000 550W Grass Trimmer

FEATURES

- 550W Motor
- 11000rpm No Load Speed
- 27cm Cutting Diameter
- 1.5mm Dual Cutting Line
- Automatic Line Feed
- 90° Rotating Cutting Head for Edge Cutting
- Integrated Edging Wheel
- 3 Cutting Angle Settings
- Telescopic Shaft and Adjustable Secondary Handle
- Flower Protector
- 0.35m Cable with BS Plug



HT4000 Hedge Trimmer

FEATURES

- 600W Motor
- 55cm Cutting Area
- 2.8cm Stroke
- Braking Time < 1s
- Two Point Safety Switch
- Dual Action Blades
- Laser Cut Diamond Ground Blade
- 0.35m Cable with BS Plug



PS4000 750W Pole Saw

FEATURES

- Quality 750W Electric Motor
- 20cm Oregon® Bar and Chain
- 2.4m Overhead Reach
- Low Kickback
- 3 Year Blaupunkt Blue Dot Warranty

SPARES & ACCESSORIES
Replacement Chain for
PS4000 Pole Saw



3 Years
WARRANTY



GARDEN TOOLS

BV4000

3000W Leaf Blower / Vacuum

FEATURES

- 3000W Motor
- 8000 - 14,000rpm No Load Speed
- 150-270km/h Blower
- 573 m³/h Vacuum
- 306m³/h Blower
- 10:1 Mulching Ratio
- Guide Wheels for Easy Use
- 45L Collector Bag
- 0.35m Cable with BS Plug



BV4100

3500W Leaf Blower / Vacuum

FEATURES

- Voltage 230 - 240V
- Frequency 50Hz
- Input Power 3500W



- Insulation Klasse II
- Max Air Speed 270km/h
- Idle Speed 14000rpm
- Net Weight 3,8kg
- Mulching Ratio 10:1
- LPA 95dB(A), KpA 3dB(A)
- LWA 107 db(A)
- Vibration 4,95m/s²



BP2072P



BP2063



BP2030

8 Pattern Spray Gun



BP2307

10 Pattern Water Wand



BP2030S



BP2372P

- 1 piece Hose and connector 1/2"
- 1 piece waterstop hose connector 1/2"
- 1 piece Tap adaptor 1/2" and 3/4" inch
- 1 piece 8 pattern Spray gun



BP7020X

Oscillating Sprinkler 17 holes



BP1013

Impulse Sprinkler with Spike



BP6054

CIRCLE ROTATING WATER SPRINKLER





MHR62115 | MHR62120
Mini hose reel set 15m | 20m
Assembled and Disassembled

- MHR62115 = 15m
- MHR62120 = 20m
- 1 piece Hose and connector 1/2"
- 1 piece waterstop hose connector 1/2"
- 1 piece Tap adaptor 1/2" and 3/4" inch
- 1 piece Spray Nozzle
- Hose
- 1m PVC leading hose 1/2" with 2 pieces hose connector

MHW62110 | MHB62110
Micro hose reel set 10m



BP602X
Hose Cart

BP5115S | BP5115 | BP5130
Water Hose
SET15m | 15m | 30m





BP3011
Adjustable hose nozzle

BP8025
Adjustable hose nozzle set

BP8039
Indoor tap adaptor



BP913P
2 hour water timer



BP8104P
Deluxe 2 way tap adaptor





CY611N

- 50# blade with teflon coating
- Strong steel handle with painted
- PP+TPR GRIPS
- Overall length:980MM
- Blade length:185mm



JH676

- 50# blade with black teflon coating
- Strong aluminum telescopic handle
- PP+TPR gips
- Overall length:26-33 inch

3
Years
WARRANTY



JH683

- 50# blade with black tefulon coating
- Strong steel tube with painted
- PVC grip
- Overall length:21 inch





CY608S

- 65 Mn blade with teflon coating
- Strong steel handle with painted PVC grips
- Overall length: 28 inch



CY608A

- 65 Mn blade with tefulon coating
- Strong and light aluminum handle

CLEANING TOOLS



CLEANING TOOLS



PW4000 1800W Pressure Washer Turbo Nozzle

FEATURES

- 1.8Kw Ac Electric Copper Motor
- 135 Bar Max Pressure
- 7.5L/Min Max Flow Rate
- Adjustable High/Low Pressure Nozzle and Turbo Nozzle
- Detergent Tank
- 8M High Pressure Pu Hose
- 5M Extension Cable



1800W



8m



0 ~ 60°



5m

80%



Less Water



NEW FOR 2019

PW3100c Pressure Washer 1600W

FEATURES

- High pressure cleaner
 - 30-240V/50HZ
 - Brush motor(Copper)
 - Working pressure: 90bar
 - Max pressure: 135bar
 - Working Flow: 330 l/h
 - Max Flow: 400 l/h
 - Power: 1600W
- **Accessories :**
 - 1x Spray Gun
 - 1x 5M High Pressure Hose
 - 1x 5m Cable with BS Plug
 - 1x With the Soap Bottle
 - 1x Male Connector

Auto stop which shuts off the motor when trigger is released for longer life.



NEW FOR 2019

PW5200i Pressure Washer 1800W

FEATURES

- High pressure cleaner
 - 230-240V/50HZ
 - Induction motor(aluminum)
 - Working pressure:90bar
 - Max pressure: 135bar
 - Working Flow: 360 l/h
 - Max Flow: 430 l/h
 - Power: 1800W
- **Accessories :**
 - 1x Spray Gun
 - 1x 6M High Pressure Hose
 - 1x 5m Cable with BS Plug
 - 1x With the detergent tank
 - 1x Male Connector

Auto stop which shuts off the motor when trigger is released for longer life.



3
Years
WARRANTY



NEW FOR 2019

PW7200i Pressure Washer 2000W

FEATURES

- High pressure cleaner
- 230-240V/50HZ
- Induction motor(aluminum)
- Working pressure: 110bar
- Max pressure: 165bar
- Working Flow: 360 l/h
- Max Flow: 430 l/h
- Power: 2000W
- **Accessories:**
 - 1x Spray Gun
 - 1x 8M High Pressure Hose with Hose Ree
 - 1x 5m Cable with BS Plug
 - 1x With the detergent tank
 - 1x Male Connector

Auto stop which shuts off the motor when trigger is released for longer life.





PW 7000 Pressure Washer Turbo Nozzle and Accessories Kit

FEATURES

- Aluminium 2.1KW Professional Induction Motor
- 165 bar Max Pressure and 7.5L/min Max Flow Rate
- Adjustable High/Low Pressure Nozzle
- Turbo Nozzle & Accessories
- Telescopic Handle and Hose Reel
- Detergent Tank
- 8M High Pressure Pu Hose
- 5 Metre Extension Cable
- 5M Extension Cable



8m



0 ~ 60°



5m



80%
Less Water



PWA-PAT-B
Patio Cleaner
200mm

FEATURES

- Patio cleaner accessory for Blaupunkt Pressure Washers.
- Supplied with Adaptors to Suit PW4000 and PW7000
- 30cm Diameter
- Metal Pipes and Nozzles



PWA-PIP06-H
Drain Unblocking Hose
for Pressure Washers

FEATURES

- Easy to use 6 metre hose that connects to Blaupunkt Pressure Washer guns and allows you to efficiently clear blocked drains and pipework.
- Suitable for all Blaupunkt PW4000 and PW7000 Pressure Washers.
- For PW3100c, PW5200i and PW7200i - PWA-PIP06-H2

PWA-EXT20-H
20 Metre Extension Hose
for Pressure Washers

FEATURES

- 20M High Pressure Hose compatible with PW4000 and PW7000 pressure washers.
- For PW3100c, PW5200i and PW7200i - PWA-EXT20-H2
- Complete with brass fitting which allows it to be connected to and extend an existing hose.





PWA-ROT-B

Rotary Car Cleaning Brush

FEATURES

- Soft Bristles
- Can be used in conjunction with the detergent dispenser.
- Ideal for cleaning car bodywork, windows, etc.
- Low pressure setting.
- The brushes connect to the lance extension.



PWA-SNO-B1

Snow Foam Lance



PWA-SPR-G2
Spray Gun



PWA-TUR-N2
Turbo Nozzle



PWA-FIX-B
Fix Brush



PWA-PAT-B280
280mm



WD4000 1250W Workshop Wet and Dry Cleaner/Hoover Vacuum With Blower



15L Wet & Dry



FEATURES

- Quality 1250w AC Electric Motor
- 15L Tank Capacity
- 15000N/m2 Suction Power
- Foam Filter For Wet Applications
- Dust Collection Bag
- 1,5m Suction Hose
- 5m Power Cord



WD4000-SPARE-4BAGS

Replacement Dust Filter Bags



- Pack of 4 replacement dust filter bags suitable for WD4000 Wet and Dry Vac
- Size 18,5 x 16,5 cm
- Capacity 10.7L.

CLEANING TOOLS



AV4000 Ash Vacuum Cleaner

FEATURES



1200W



>16kPa



50/60Hz

- Blower Function
- High Quality Metal Hose + Alumium tube
- Different kinds of tanks: printed tank, powder coating tank, stainless steel tank
- For warm ash using
- Castors are optional for convenient moving
- Capacity 20L
- 2m Suction Hose
- 5m Power Cord



**HAND
TOOLS**
PROFESSIONAL MANUFACTURE

BLAUPUNKT

HAND TOOLS



BP131001 Adjustable Staple Gun 175mm

FEATURES



HS2000 Hack Saw



FEATURES

- SAW BLADE: Aluminum handle with rubber cover & Q195 steel tube with 1pcs 60# 12" carbon steel flexible saw blades



HS1000 SPARES & ACCESSORIES

- Precision ground, super-efficient bi-metal blade that is faster and lasts longer on tough materials. The high-speed steel cutting edge is welded to a tough alloy steel back that provides optimum tool life together with a high resistance to breakage.
- Bi-metal blade with 300x12 mm.
- 24 teeth.
- Cuts pvc, wood, drywall, styrofoam, hard metals including steel.

Aluminium Folding Car

FEATURES

- Adjustment for extendable handle
- Extendable transport handle
- Aluminium frame
- Foldaway supporting blade
- Rubber wheels with metal bushing



HS2500 Hack Saw

FEATURES

- SAW BLADE: aluminum handle with rubber cover & Q195 steel tube .
- With 1pcs 60# 12" carbon steel flexible saw blades




HS1000 SPARES & ACCESSORIES

- Precision ground, super-efficient bi-metal blade that is faster and lasts longer on tough materials. The high-speed steel cutting edge is welded to a tough alloy steel back that provides optimum tool life together with a high resistance to breakage.
- Bi-metal blade with 300x12 mm.
- 24 teeth.
- Cuts pvc, wood, drywall, styrofoam, hard metals including steel.

HS500 Hand Saw

FEATURES

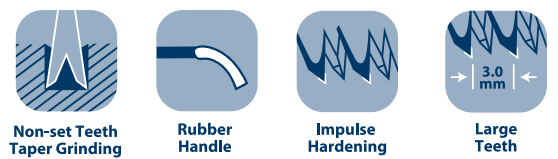
- SK5 material
- 7Tpi
- 3 edge grinding
- 45° & 90° marking angles
- Impulse teeth hardening
- With soft grip in handle



HS2000 Folding Saw

FEATURES

- SK5 material
- 3.00mm pitch
- 3 edge grinding
- Hard Chrome plating
- Light weight
- With soft grip in handle



BP58SD Screw driver / bit set

FEATURES

- 7 Screwdrivers:
 - 3 Slotted: 6x38mm, 5x100mm 6x125mm
 - 4 Phillips: 6x38mm, 5x75mm, 6x100mm, 6x125mm
- 1 Bit holder: 6x100mm
- 10 Precision Screwdriver Set:
 - 2 Slotted: 2.5x50mm, 3.0x50mm
 - 2 Phillips: 2.5x50mm, 3.0x50mm
 - 6 Torx: T5x50mm, T6x50mm, T7x50mm, T8x50mm, T9x50mm, T10x50mm
- 40 Bits:
 - 10 Slotted: 3mm(1pc), 4mm(2pc), 5mm(2pc), 6mm(4pc), 8mmx(1pc)
 - 10 Phillips: PH0(2pc), PH1(2pc), PH2(3pc), PH3(3pc)
 - 10 Pozi: PZ0(2pc), PZ1(2pc), PZ2(3pc), PZ3(3pc)
 - 10Torx: T10(1pc), T15(1pc), T20(2pc), T25(2pc), T30(1pc), T35(1pc), T40(1pc), T27(1pc)
- Material: CRV



BP235SD Precision Screwdriver set

FEATURES

- 23 UNITS INCLUDES:
 - Precision screwdriver
 - Extension bit holder
 - (21) Precision screwdriver bits
 - Phillips - PH 000, PH 00, PH 0, PH 1
 - Hex - 1.5, 2, 2.5, 3, 4
 - Slotted - SL 1.5, SL 2, SL 3, SL 4
 - Star - T5, T6, T7, T8, T9, T10, T15, T20



NEW FOR 2019

CX5000 **Axe + Sharpener 14"**

14"
CARBON
STEEL

1.5lb
650gr

FEATURES

- BLADE: Drop Forged Carbon Steel Head
- HANDLE: Nylon with fiberglassndle and TPR
- Used for chopping kindling and small to medium sized logs.

NEW FOR 2019

CX7000 **Axe + Sharpener 23,5"**

23.5"
CARBON
STEEL

2.8lb
1250gr

FEATURES

- BLADE: Drop Forged Carbon Steel Head
- HANDLE: Nylon with fiberglassndle and TPR
- Used for felling trees

NEW FOR 2019

CX9000 **Axe + Sharpener 38"**

38"
CARBON
STEEL

5.5lb
2500gr

FEATURES

- BLADE: Drop Forged Carbon Steel Head
- HANDLE: Nylon with fiberglassndle and TPR
- Used for felling trees



NEW FOR 2019

BP10501 10" CURVED **JAW LOCKING PLIERS**

10" SIZE
CR-V

FEATURES

- CR-V Steel jaw for maximum durability
- Quick, easy locking and release action
- Guarded release helps keep work fast and safe
- Turn screw to adjust holding pressure and fit work



NEW FOR 2019

BP10502 **LOCKING PLIERS SET 3pcs**

FEATURES

- Drop forged steel construction
- Hardened and tempered milled teeth
- Wire cutters and quick release levers
- Includes size: 5" / 7" / 10" in





BP10706
7" Diagonal Cutting Plier

7"
cr-V
SIZE

FEATURES

- Drop forged Chrome-Vanadium steel
- Heat treated
- Fully polished
- Bi-material comfort grip handle

7"
cr-V
SIZE

BP10605
7" Combination Plier

FEATURES

- Drop forged Chrome-Vanadium steel
- Heat treated
- Fully polished
- Bi-material comfort grip handle



BP10606
Long Nose Plier

8"
SIZE

FEATURES

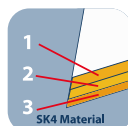
- Drop forged Chrome-Vanadium steel
- Heat treated
- Fully polished
- Bi-material comfort grip handle




UK47-T1 Aluminium Alloy Utility Knife

FEATURES

- BExtremely sharp blades.
- Retract blade fully when not in use.
- Safety goggles should be worn when using this product.
- Use the knife with only one snap-off portion extended. Snap off the blade at score line.
- Dispose os used blade with great care.
- Keep out of reach of children.



Sharper with Triple Cutting Edges



Push the button to top for realising blade



Changing blade



BL47-T1 Black Blades

- 10 pieces black blades
- Rust proof
- Technology of laser cutting edge hardening increase the hardness by 2 degrees
- Micro carbide dispersed metal delivers up to 3X longer life than standard carbon blades.





BP40310 **Socket Set**

FEATURES

- 12pc 1/4" Metric Socket Set 72
- Teeth 4" Extension Bar
- CRV Material

BP40311 **Socket Set**

FEATURES

- 12pc 3/8" Metric Socket Set 72
- Teeth 6" Extension Bar
- CRV Material

BP40312 **Socket Set**

FEATURES


- 12pc 1/2" Metric Socket Set 72
- Teeth 5" Extension Bar
- CRV Material



WARRANTY

3
Years

HAND
TOOLS
PROFESSIONAL MANUFACTURE



BP80003 Multi-Functional Crimping Stripping Plier

FEATURES

- Length: 230mm
- Weight: 0.23kg
- For cutting cables, stripping and crimping insulated and non-insulated terminal connector box plug-in connectors
- The design of the threaded holes for cutting copper and brass screws
- The overall use of tool steel
- Handle with soft plastic sleeve, more comfortable



JT2000 Tape Measure

FEATURES

- Dimension 5 mt x 25mm
- Automatic tape collection.
- Feet and Meters
- Dual Sided

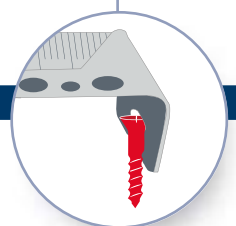


JT2500 Tape Measure

FEATURES

- Dimension 8 mt x 25mm
- Automatic tape collection.
- Feet and Meters
- Dual Sided

Slot cut



AIR TOOLS



AIR TOOLS



AK04 5pc Air Kit

FEATURES

- 1pc-Spray Gun(S990G)
- 1pc-Inflating Gun(TG-06)
- 1pc-Washing Gun(WG-01)
- 1pc-Air Duster(ABG-03)
- 1pc-5 m Recoil Hose w/universal fast coupler

AHR 0920 Manual Air Hose Reel with Hose

FEATURES

- Reel style: manual
- Air hose: 1/4" x 20 m PVC air hose
- Max. Pressure: 300 PSI
- Air inlet: 1/4" quick-connect plug
- Air outlet: 1/4" quick-connect coupler





AT-071SG 71pc Air Tool Kit

FEATURES

- 1/2" air impact wrench(AT-5040B)
- Square drive: 1/2"
- Free speed: 7,000RPM
- Max. torque: 250 Ft-Lb
- Avg. air cons.: 6.5CFM
- 3/8" air ratchet wrench(AT-5057B)
- Square drive: 3/8"
- Free speed: 160RPM
- Max. torque: 50 Ft-Lb
- Avg. air cons.: 4CFM
- 150mm air hammer(AT-2010RSG)
- Blow per min.: 4,500
- Chisel size: 0.401"
- Bore dia.: 3/4"
- Stroke length: 41mm
- Avg. air cons.: 4.5CFM
- 1/4" air die grinder(AT-7033B)
- Free speed: 22,000RPM
- Collet size: 1/4"
- Avg. air cons.: 4.5CFM

SPECIFICATION

- 1pc - 1/2" air impact wrench AT-5040B
- 1pc - 3/8" air ratchet wrench AT-5057B
- 1pc - 150mm air hammer AT-2010RSG
- 1pc - 1/4" air die grinder AT-7033B
- 1pc - air blow gun ABG-3020
- 8pc - impact sockets:
9,10,11,12,13,14,17,19 mm
- 1pc - 3/8" to 1/2" adaptor
- 1pc - screw bit holder
- 1pc - air quick coupler female
- 5pc - male nipples
- 1pc - female nipple
- 3pc - chisels
- 1pc - spring retainer
- 1pc - ball foot air chuck
- 1pc - rubber nozzle
- 1pc - safety nozzle
- 1pc - high pressure nozzle
- 1pc - tapered nozzle
- 2pc - sport needle
- 1pc - 1/4" male-female nipple
- 1pc - 1/8" collet
- 10pc - grinding mounted stones
- 1pc - sanding drum
- 10pc - sanding sleeve
- 9pc - screw bit
- 2pc - hand wrenches
- 1pc - 4 mm hex wrench
- 1pc - teflon tape
- 1pc - oil pot
- 1pc - blow mold case



RC9000
Oil Free 24L 2HP
With 2 pressure gauge
regulator

FEATURES

- Power: 0.75HP
- Tank capacity: 9L
- Speed: 1400RPM
- Work Pressure: 8BAR/115PSI
- Air Suction 135L/MIN
- Motor Wire: AL
- Dimention: 50*22*48cm
- G.W. 15kgs
- Packing: Honey comb carton
- 220V/50HZ-4P-1PH
- Oil-Free



RC2400 24L 2HP With 2 pressure gauge, regulator and oil

AIR TOOLS

RC2000 20L 1.5HP With 2 pressure gauge, regulator and oil

FEATURES

- Direct-Driven: 220V/50HZ-2P-1PH
- Power: 1.5HP
- Tank Capacity: 20L
- Speed: 2850RPM
- Work Pressure: 8BAR/115PSI
- Air Suction 135L/MIN
- Motor Wire: AL
- Dimention: 55*27*57cm
- G.W.20kgs

AIR TOOLS

WELDING MACHINES



INVERTER WELDING MACHINE

WARRANTY

3 Years

WELDING MACHINES

WM2000

FEATURES



- Input Voltage ph230V/ 50Hz
- Max input Power 4,7 Kva
- No-load Voltage 65V
- Output Current 10-120A
- Duty Cycle 35%
- Usable Electrode 1,6 – 3,2 mm
- Insulation Class F
- Protect Class IP21S
- Efficiency 85%
- High duty cycle, greatly improves the efficiency welder, energy saving.
- Small size, stable and durable quality.
- Easy to start arc, little spatter, and good formation.
- Stable welding current in spite of input voltage fluctuation; Rutile and basic electrodes are usable.
- High no load voltage, strong arc force.
- Widely used in indoor decoration, and high working places jobs.

IGBT TECHNOLOGY



WM2140

FEATURES

- **Power input** 230V ~ 50Hz
- **Max no-load voltage** 65V
- **Current range** 10A - 140A
- **Duty cycle** 140A@25%
- **Usable electrode** 1.0-4.0mm
- **Protection class** IP21S



WM2160

FEATURES

- **Power input** 230V ~ 50Hz
- **Max no-load voltage** 65V
- **Current range** 10A - 160A
- **Duty cycle** 160A@25%
- **Usable electrode** 1.0-4.0mm
- **Protection class** IP21S



WM2180

FEATURES

- **Power input** 230V ~ 50Hz
- **Max no-load voltage** 65V
- **Current range** 10A - 180A
- **Duty cycle** 180A@25%
- **Usable electrode** 1.0-5.0mm
- **Protection class** IP21S



WM2200

FEATURES

- **Power input** 230V ~ 50Hz
- **Max no-load voltage** 65V
- **Current range** 10A - 200A
- **Duty cycle** 200A@25%
- **Usable electrode** 1.0-5.0mm
- **Protection class** IP21S



Enjoy it.